



## THERMATOUCH CONTROL

TT7X-XX

The ThermoTouch Control is a 7" LCD Touchscreen Control used to operate other ThermoSol modules such as Steam Room functions, Light, Sound and Tranquility Visualization, Stereo Audio output and Ethernet connection. The control is approx. 8-1/8" Wide X 6 - 1/8" High X 2 - 1/2" Deep. It requires a wall cutout 7-3/8" Wide X 5-3/8" High and must have a clear in wall depth of 3-1/2".

### SHIPPING WEIGHT

**Weight** | 1.8 lbs.

**Length** | 11 in.

**Width** | 14 in.

**Height** | 8 in.

### FINISH CHART\*

**PC** | Polished Chrome

**SC** | Satin Chrome

**PB** | Polished Brass

**SB** | Satin Brass

**AB** | Antique Brass

**COP** | Polished Copper

**ACOP** | Antique Copper

**ORB** | Oil Rubbed Bronze

**PN** | Polished Nickel

**SN** | Satin Nickel

**MB** | Matte Black

**AN** | Antique Nickel

**BN** | Black Nickel

**PG** | Polished Gold

**BK** | Black

**WHT** | White

### FEATURES

- Choose and download from a menu of 20 of the most popular Apps; shows, news, weather, video content, music and more
- Fully waterproof, ThermoTouch Plus can be installed anywhere: a shower, bathing area, patio, etc.
- Built-in Bluetooth®
- Ethernet connection
- WiFi-enabled capabilities ensure that users automatically receive any updates to the software right to the controller, in-home after purchase.
- Powered by Android™
- Stereo audio output
- Alexa compatible (Available Summer 2019)
- Date and Time display
- Set steam time and temperature
- Set and control preferences for two users
- Operates: steam, digital shower, light, sound and rain head.

### SPECIFICATIONS

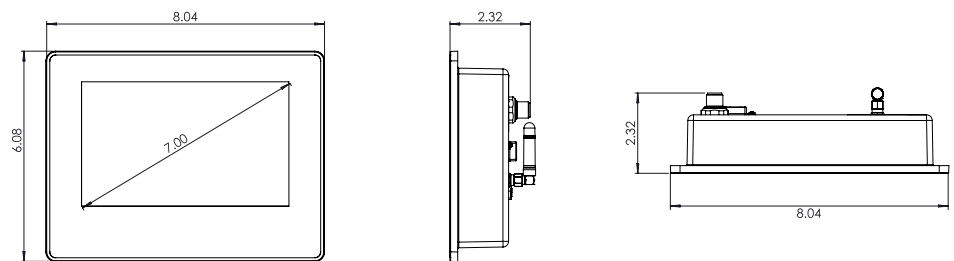
**Construction** | Acrylic or 6061 Aluminum

**Controllability** | Steam, Light & Sound

**Audio Out** | 1/8" Barrel Jack

**Power Supply** | ThermoSol PDM (10-8147)

**Display** | 7" Wide LCD Touch Screen



### INSTALLATION NOTES

- Refer to ThermoSol installation Instructions Doc No. 81190 for complete instructions.
- Requires wall cut out opening of 7-3/8" Wide X 5-3/8" High X 3-1/2" Deep.
- Use Mud Ring for Tile installation and ThermoTouch Control placement (04-8544).
- Ensure 3-1/2" clearance behind the rear of the control for cable clearance.
- The control should be installed 60" inches from the floor and 6" from any wall and as far away from the steam outlet as possible.

\* If selecting "WHT" or "BK" finish replace -XX with code in part number STC-XX. All other finishes replace the -XX in part number STCU-XX.



## DIGITAL SHOWER VALVE

TDS-3000

With a minimalist look desired by top architects, ThermaSol's Digital Shower eliminates the need for exposed valves and trims. The integrated system reduces installation costs and allows the budget to be invested into building a state-of-the-art shower environment.

### FEATURES

- Industry leading ceramic disc Flühs valves ensures reliability and safety
- Operates two industrial grade stepper motors with 400 positions that take away the noise factor found with solenoid valve systems and provides precise temperature control
- May be installed up to 30 ft. away from shower
- Three output valve - Example: Rainhead, Hand Shower and Standard Showerhead
- Battery backup included
- Output 9.25 GPM at 45 PSI
- IAPMO Approved

### SHIPPING WEIGHT

**Weight** | 10.65 lbs.

**Length** | 12 in.

**Width** | 16 in.

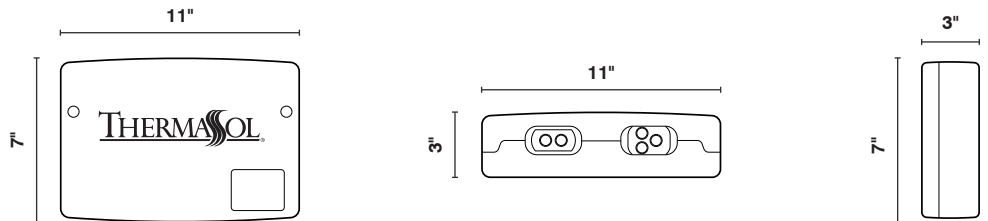
**Height** | 3.5 in.

### SPECIFICATIONS

**Two Inputs** | 1/2" FNPT


**Three Outputs** | 1/2" FNPT

**Power Supply** | Input 110VAC .5 AMP Output 15VDC, 3 AMPS Required



### INSTALLATION NOTES

- Refer to ThermaSol installation Instructions Doc No. 81216 for complete instructions.
- Digital Shower Valve must be accessible do not seal into walls.



### SPECIFICATIONS – Light and Sound Rain System

**Construction.....Machined Brass**  
**Controllability.....ThermaTouch Series Controls**  
**Function Lights.....200 Full-color luminous LED**  
**Rainhead Water Supply..... 3/8", 40-80 PSI, 1.8GPM**  
**Water Jets.....300**  
**CEC Approved**

#### Lighting

- 200 Full-color luminous LED (R,G,B,W)
- Color Changing "Mood Lighting"
- Preset Chromatherapy Chakras
- Custom user programmable "any color"

#### Audio

- Amplifier: 100Watt RMS, built in Digital Signal Processor
- Built-in Bluetooth v4.2
- 2-1" Titanium Dome Tweeter with Ferro fluid cooled aluminum voice coil
- 1- 4" woofer
- 1-4" passive radiator

#### Installation Notes:

Overall size is 18.0" SQ X 8.0" tall and requires approx. 16.7" X 16.7" cutout in the shower ceiling. The unit is self-contained as one piece and extends into the ceiling space 8.0" plus plumbing connection clearance. Use a 3/8" compression fitting and a flexible potable waterline to connect to the Rainhead. Use only potable water and approved plumbing fittings for any shower connection. Refer to ThermaSol Installation Instructions for a full-sized template and detailed installation and operation instructions.

#### Finish Chart:

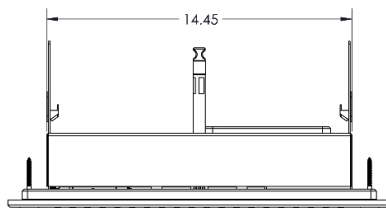
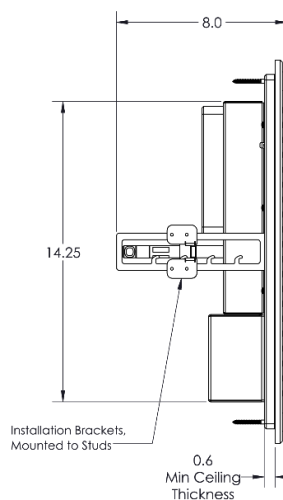
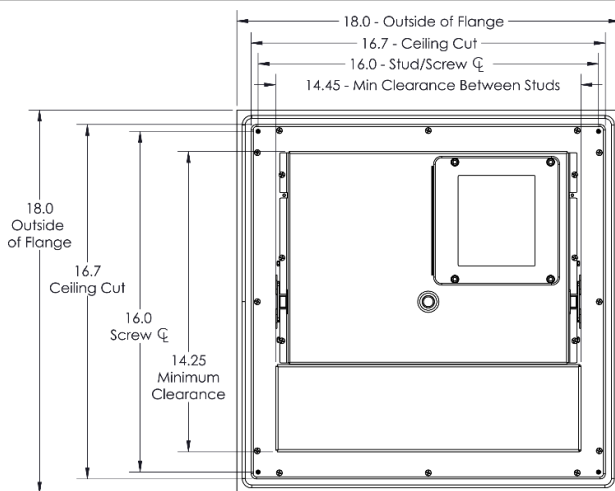
Select desired finish and replace XX with code.

PC = Polished Chrome  
 SC = Satin Chrome  
 PB = Polished Brass  
 SB = Satin Brass  
 AB = Antique Brass  
 COP = Polished Copper  
 ACOP = Antique Copper

PN = Polished Nickel  
 SN = Satin Nickel  
 BN = Black Nickel  
 MB = Matte Black  
 AN = Antique Nickel  
 PG = Polished Gold  
 ORB = Oil Rubbed Bronze  
 WHT = White

#### Product Specification:

A self-contained, Light and Sound Rainhead module that creates high-intensity chromatherapy lights and sounds. Rainhead is rated at 1.8 GPM Max. at 80 PSI and requires a separate diverter port with shut off valve. Powered by: provided 24V DC, 30 Watts power supply.



For any further assistance please contact ThermaSol at 800.776.0711 or [sales@thermasol.com](mailto:sales@thermasol.com)

Visit [www.thermasol.com](http://www.thermasol.com) for a complete product definition

#### Shipping Information:

Weight..... 37 lbs.  
 Length.....20 in.  
 Width.....20 in.  
 Height.....10 in.